

L5 BUILDING (L5)
LEVEL 2

IN AN EMERGENCY
CALL UNSW SECURITY
02 9385 6666











Date : 22.04.24
Revision : B
Valid Until : 22.04.29
Created by www.fireblockplans.com

IN AN EMERGENCY
CALL UNSW SECURITY
02 9385 6666

IF REQUIRED, CALL 000



LEGEND

-  CO2 FIRE EXTINGUISHER
-  FIRE HOSE REEL
-  FIRE HYDRANT
-  INTERCOM PHONE
-  ELECTRICAL SWITCHBOARD
-  BREAK GLASS ALARM
-  DESIGNATED EXIT
-  ASSEMBLY AREA
- EXIT PATH

IN CASE OF FIRE
EMERGENCY PROCEDURES

A LARMS

- BEEP... BEEP...** PREPARE TO EVACUATE
- CHECK FOR ANY SIGNS OF IMMEDIATE DANGER.
 - SHUT DOWN EQUIPMENT / PROCESSES.
 - COLLECT ANY NEARBY PERSONAL ITEMS.


WHOOP... WHOOP...

- EVACUATE THE BUILDING
- FOLLOW THE **EXIT** SIGNS.
 - ESCORT VISITORS & THOSE WHO REQUIRE ASSISTANCE.
 - DO NOT** USE LIFTS.
 - PROCEED TO THE ASSEMBLY AREA.

E MERGENCY RESPONSE

- WARN ANYONE IN IMMEDIATE DANGER.
- FIGHT THE FIRE OR CONTAIN THE EMERGENCY, IF SAFE & TRAINED TO DO SO.

IF NECESSARY...

- CLOSE THE DOOR, IF SAFE TO DO SO.
- ACTIVATE THE **"BREAK GLASS"** ALARM 
- EVACUATE VIA YOUR CLOSEST SAFE **EXIT**
- REPORT THE EMERGENCY TO UNSW SECURITY 02 9385 6666 & IF REQUIRED CALL 000

ASSEMBLY AREA

